



# SEPTEMBER NEWSLETTER

## Kickstart September with a Spark of Support!

Dear Educators,

The school year is officially in motion, and we're here to make sure you have everything you need to feel energized, equipped, and appreciated. This month's newsletter is packed with resources to spark student engagement, Free Store highlights you won't want to miss, and a more on our brand-new [EdExchange professional development portal](#). Plus, we've added quick wins for your wellness, fun ways to connect with fellow educators, and—of course—our September giveaway!

Let's make this month one that fuels both you and your students. ❤️

Warmly,  
Chelsea  
Director of Educator Engagement

### Here's What You'll Find Inside:

**Academic Resource:** 3 Quick Wins to Boost Participation This Month

**New Program:** Explore our new EdExchange Professional Development Program

**Free Store Finds:** Spotlight on 3 unique items you'll love this month

**Beginning Teacher Corner:** Tips to spark engagement in your first lessons

**Wellness & Balance Corner:** Stretch Breaks On Your Planning

**Upcoming Events:** September PD + Candidates & Conversations

and so much more!

## Join Our Facebook Teacher Fam



**Looking for a place to be inspired, supported, and celebrated every day of the school year?** Join our private Teacher Facebook Group—where connection, community, and teacher love come together. Whether this is your first time or you're a returning member, we're thrilled to have you with us! 🧡

**Bonus:** This month's giveaway is all about a "Sweet Start" to your school year! Enjoy gourmet snack boxes, coffee gift cards, or cozy mugs—treats designed to delight and energize you. You won't want to miss it!

**As a Teacher Facebook Group Member**—you'll get access to:

- Exclusive resources
- Early updates on Classroom Central programs
- Community of fellow educators
- Monthly Giveaways

and more!

🌟 **September Giveaway:**  
**Gourmet Sweet Start Treat Box**

**Reminder:** You must be a member of the Teacher Facebook group to be eligible to win.

[Join the Teacher Group](#)

**New This Year: A Facebook Group Just for Beginning Teachers!**

Join our new space created just for you—where support, celebration, and connection are always just a click away.

**As a Beginning Teacher Facebook Group Member**, you'll get access to:

- Exclusive resources made with new teachers in mind
- Early updates on Classroom Central programs
- A supportive community of fellow beginning educators

...and more surprises throughout the year!

🧡 Your journey matters. Let's grow together!

[Join the BT Group](#)

---

## New Professional Development Program

# ED EXCHANGE

A supportive space to grow, share resources, collaborate, and find encouragement to thrive in and out of the classroom.

**Have you explored EdExchange yet?** It's our brand-new teacher portal packed with free, high-quality professional development, classroom strategies, and opportunities to connect with fellow educators. This year, we're planning amazing PD sessions, wellness activities, and social events—and you'll find all the details inside EdExchange.

Whether you're looking for downloadable resources or full PD, EdExchange is your go-to space to grow, recharge, and thrive all year long.

[Explore the EdExchange Portal](#)

## Upcoming Events

### September PD for Beginning Teachers

**Date:** Saturday, September 27

**Topic:** *Ignite the Classroom: Lesson Planning for Student Engagement Success*

This interactive session will give beginning teachers practical strategies to design lessons that spark curiosity and keep students engaged.

**More information will be shared in the Beginning Teacher Facebook Group and the BT newsletter coming next week.**

### Candidates & Conversations

**Date:** Wednesday, October 8

**Time:** 5:30 p.m. – 7:00 p.m.

**Location:** Classroom Central,  
2116 Wilkinson Boulevard,  
Charlotte, NC 28208



CANDIDATES  
&  
CONVERSATIONS

[Register for the Event](#)



**Event Details:** CANDIDATES & CONVERSATIONS brings together CMS school board candidates, educators, and supporters of public education for open, meaningful dialogue. This informal gathering allows you to speak directly with candidates, ask questions, listen to others, and discuss challenges and opportunities for the incoming Board of Education.

**Questions on the event?** Contact Hallie Isom with questions  
Phone: 704-377-1740 ext. 4140 | Email: [hallie@classroomcentral.org](mailto:hallie@classroomcentral.org)

# Program Highlights



## STEM LENDING LIBRARY Merge Cube

The Merge Cube lets you hold digital 3D objects using augmented reality technology, enabling an engaging way to interact with the digital world.

### Merge Cube Kit

**This month's spotlight is on the Merge Cube Kit**—an interactive tool that brings 3D objects to life right in students' hands! Use it to explore virtual models in science, math, history, and art, or create immersive lessons that let students interact with concepts in a whole new way. It's a fun, hands-on way to spark curiosity and engagement in your classroom.

**Find this and other kits in our Lending Library. [Available for checkout starting Now!](#)** Check out this kit for 30 days and bring interactive learning into your classroom.

[Check Out This Kit](#)

Explore All We Have to Offer

September Free Store  
Shopping is fully booked!



**Appointments for September are full**, but don't worry! Be on the lookout at the end of this month for October appointment openings so you can shop for everything you need.

**If you're shopping the Free Store this month, don't forget to:**

- Arrive on time for your appointment
- Bring your school ID
- Bring your own reusable bags to carry your supplies

At Classroom Central, **we're committed to walking alongside you every step of the way**—providing the tools, resources, and support you need to plan and deliver your best instruction throughout the school year. **Your success is our mission.**

While you're planning, don't forget—all of this and more is available to support YOU this school year:

- **Free Supply Programs** — Three easy ways to shop and stock up on classroom essentials
- **Lending Library** – Learn about all the hands-on kits we offer for every grade and subject
- **Launch Box** – First-Year CMS Teachers: Receive quarterly supply packs to support your classroom all year!
- **Teach Prep** – Schedule time for lamination, copies, and die-cutting

[Explore All Programs](#)



**If appointments are full, don't worry**—you can still get what you need through our **Volunteer to Shop program**. Just lend your time or expertise and earn a shopping appointment in return!

[Explore Volunteer to Shop](#)


## Free Store Finds

Each month, we're spotlighting Free Store finds you'll want to grab before they're gone! **Here are this month's must-haves:**



### Classroom Central 25-26 Desk Calendars


Keep your classroom organized and on track with these handy desk calendars for the 2025–26 school year.

 **Classroom Use:** Use them on teacher desks, student workstations, or as part of a classroom calendar corner to encourage time management and organization skills.



### Student Uniform Pants (Girls and Boys sizes)


Ensure every student feels prepared and confident with these essential uniform pants in a variety of sizes.

 **Classroom Use:** Keep a small supply on hand for students in need, or use them as part of a school uniform support program to promote equity and dignity.



### Assorted Sports Novelty Items

Add some fun and excitement to your classroom with these sports-themed novelties—perfect for rewards, incentives, or classroom games.

 **Classroom Use:** Use them to recognize student effort, motivate participation, or stock your classroom prize box for positive reinforcement.

**Keep an eye out—new treasures arrive monthly!**

---

## Academic Resource of the Month

### 3 Quick Wins to Boost Student Participation



### 3 Quick Wins to Book Student Participation One-Pager

Engage your students right from the start! Here are three simple strategies you can use today to increase participation, spark curiosity, and keep students actively involved in your lessons.

**What's Inside:**

- **3 Quick Wins:** Simple, actionable strategies to increase participation this month.
- **Step-by-Step Tips:** How to implement each strategy effectively.
- **Classroom Benefits:** Why each strategy works and how it supports learning.

**Pro Tip:** Ideas for keeping the strategies visible and sustainable in your classroom.

**Toolkit Objective:**

This one-pager is designed to give teachers quick, practical strategies to boost student participation right away. Each strategy is easy to implement, adaptable across grade levels, and aimed at creating a more engaged, interactive, and student-centered classroom.



Contact Chelsea at [chelsea@classroomcentral.org](mailto:chelsea@classroomcentral.org) for support.

[Access this One-Pager](#)

School is in full swing, and we want to make sure students stay engaged and excited to learn.

**This month's resource one-pager includes:**

- A one-page guide with **3 quick strategies to boost participation**
- Step-by-step instructions for implementing each strategy in any lesson
- Tips for **creating a classroom culture where every student's voice is valued**

✨ Let's build classrooms where participation, curiosity, and student voices can thrive.

### Quick Poll: What's the best school day pick me up?

Sweet Treat

Quick Walk

Chat with a colleague

A student's joke

*Vote now & see the results in next month's newsletter!*

### Last Month's Quick Poll Results

**Question:** *What's your favorite way to feel appreciated at school?*

- Verbal Praise – 4%
- Handwritten Notes – 19%
- Food/Snacks – 32%
- Surprise Gifts – 45%

**The teachers have spoken!** When it comes to **feeling appreciated at school**, teachers say surprise gifts are their ultimate favorite. A thoughtful, unexpected gesture—whether it's a small treat, a handwritten note, or a little classroom perk—

can instantly brighten a teacher's day, recognize their hard work, and create a positive, motivating classroom environment.

**Chelsea's Classroom Chronicles:** Special gifts have always been a highlight for me. Walking into my classroom to find a thoughtful surprise on my desk—or checking my mailbox to discover a set of amazing felt pens—always made my day.

✨ **Pro Tip:** Small, meaningful gifts for your team aren't just nice gestures—they boost morale, show appreciation, and create a positive school culture. Never underestimate the power of a little surprise to make someone feel valued!

---

## Beginning Teacher Corner

This month's spotlight will help you spark curiosity, build connections, and set the tone for engaged learning from the very first lesson.

### Tips to Spark Engagement in Your First Lessons

#### Why It Matters

The first lessons of the year set the tone for student engagement. Start strong by creating curiosity, building connections, and setting clear expectations for participation.

#### Quick Tips to Spark Engagement

##### Start with a Hook

- Open your lesson with a story, question, or surprising fact that makes students lean in.
- Ex: "What if pencils disappeared tomorrow—how would we solve math problems?"

##### Plan for Student Talk

- Structure opportunities for students to share ideas, even in the first 5 minutes. Think turn-and-talks, polls, or quick writes.

##### Make It Interactive

- Build in small tasks (sorting, matching, drawing, using whiteboards) to keep energy high. Movement = engagement.

##### Anticipate Struggles

- Use our Planning for Error Guide to predict misconceptions and respond in the moment—so every student stays on track.

##### End with Reflection

- Wrap up with a student voice moment: "What's one thing you learned today that surprised you?"
- 

## Ready-to-Use Tools from EdExchange

**LESSON PLAN TEMPLATE**

Created by: Christina Klukow, Tuckasegee Elementary Classroom Central, Teacher in Residence 2023

This free resource provides a lesson plan template modeled after Uncommon Schools' Teach Like a Champion agenda. With structured sections for teacher modeling, guided practice, independent work, and checks for understanding, it helps you plan lessons that are clear, consistent, and student-focused.

[Click here to access the Google doc template](#) [Click here to access the Canva link](#)

Prepare		
Name	Date	Grade
Objective	I Can Statement	Lesson Title (Optional)
Instruction		
Warm-up/ Do Now		
I do (direct teaching)		
We do (guided practice)		
You do (independent practice)		
Follow up		
Exit ticket/Check for Understanding		
Small groups or stations		

For academic support contact Chelsea at [chelsea@classroomcentral.org](mailto:chelsea@classroomcentral.org) | Chelsea, Director of Educator Engagement

**PLANNING FOR ERROR GUIDE**

Created by: Christina Klukow, Tuckasegee Elementary Classroom Central, Teacher in Residence 2023

This free resource helps you anticipate and respond to common student errors and misconceptions. By planning for mistakes ahead of time, you'll reduce blind spots, save instructional time, and be ready with clear corrections that keep learning on track.

[Click here to access the Google doc template](#) [Click here to access the Canva link](#)

**Why do we plan for errors?** To make the unexpected less unexpected. Students are going to make mistakes as they work, so let's go ahead and plan what we're going to say and do when common errors or misconceptions occur. Failing to plan for errors means we will have blind spots. Spend too much time diagnosing the mistake they're making, not prepared with a correction or solution, or, worst of all, miss their error completely.

**Tips to help you plan for errors and misconceptions**

- Ask yourself while planning: "what will they get wrong?" or "what will they misunderstand?"
- Think through the problem/task/question from the student's point of view.
- Build a contingency into your lesson ("If X happens, then I will do Y").
- Technology is your friend! Google "common misconceptions about \_\_\_\_\_ in \_\_\_\_\_ grade", ask an AI planning tool what errors a student might make, or join some online groups and post a question.
- Planning guides are your friend too! Look at your state or district standards documents, especially unpacking documents. They often include a section on student misconceptions. Ask your instructional leaders to find out if your district has anything similar stored online.
- Create an error "cheat sheet". List the potential errors students might make and, as you monitor student work, place a tally mark next to each error (now you know if you need to address this issue whole group, small group, or individually) or list student names (boom, small group or redial instruction groups planned!).

For academic support contact Chelsea at [chelsea@classroomcentral.org](mailto:chelsea@classroomcentral.org) | Chelsea, Director of Educator Engagement

**HOW TO DELIVER A LESSON: TIME STAMPS & SEGUES**

Created by: Christina Klukow, Tuckasegee Elementary Classroom Central, Teacher in Residence 2023

This free resource helps you plan lesson time stamps and segues to keep your instruction on pace and seamless. Time stamps let you budget your activities effectively, while segues provide smooth transitions that maintain student engagement and connect each part of the lesson.

[Click here to access the Google doc template](#) [Click here to access the Canva link](#)

**What are they?**  
Time stamps are the exact or general amount of time you want to spend on each activity. You can write down "3-5 minutes" or "10:15-10:18" directly on your lesson plans. Time stamps help you budget your time, keep on pace, and make sure you get to the most important parts of the lesson, such as the check for understanding or independent work.  
Segues are the sentences you use to transition students from one part of the lesson to the next, and falls somewhere between a transition and a hook. For example, the teacher wraps up the vocabulary portion of a lesson on Esperanza Rising, and says, "My new favorite word is irritable. OK, wait and see how irritable Esperanza is on this train ride..." Next, a few quick directions, and the class is off and reading.

**How do I plan them?**  
Time stamps. First, take a look at your lesson plans. Predictability and structure are your friends in the classroom! How long should your warm up take? Keep in mind your age range and their brain and body limits. Most students can pay attention for 15-20 minutes at a time, with younger students paying less attention (2-3 minutes per year of age) and plan your time stamps accordingly. Also, what are the most important parts of your lesson? Are you budgeting enough time to the parts where the student do the heavy lifting? What about the check for understanding? Try planning backwards to ensure there is enough time for the most important things. Here's a sample 90-minute lesson plan with time stamps.

For academic support contact Chelsea at [chelsea@classroomcentral.org](mailto:chelsea@classroomcentral.org) | Chelsea, Director of Educator Engagement

**Lesson Plan Template** – structure engaging lessons step by step

**Planning for Error Guide** – anticipate misconceptions and prepare responses

**Delivering a Lesson Resource** – strategies for pacing, questioning, and clarity

Access Now

Access Now

Access Now

# Student Learning IN ACTION



## Want to Spotlight Your Students in Action?

We'd love to showcase how your students are using Classroom Central supplies in creative, fun, and meaningful ways.

Share a photo or quote for a chance to be featured in next month's newsletter!

Spotlight Your Students

## Wellness and Balance Corner

You give so much—don't forget to give to yourself.

This corner offers quick wellness tips, time-saving hacks, and gentle reminders that rest, joy, and boundaries matter too.



This Month's Tip

## Stretch Breaks On Your Planning

Quick stretches can refresh your body and mind during the school day.

Try these simple moves to the right between classes or transitions.

- Shoulder rolls to release tension from sitting or standing.
- Neck stretches to ease stiffness and improve focus.
- Hamstring stretch (standing, reaching for your toes) to loosen tight muscles.
- Seated twist (if at your desk) to improve posture and flexibility.

✨ **Pro Tip:** On your planning period, check out this “Yoga at Your Desk” video on YouTube for a quick guided routine you can follow right in your chair.



---

### You Made It! Thanks for Reading!

We see you, superstar! Thanks for scrolling, clicking, and soaking in all the goodness.

### Free Store Shopping Certificate Winner!

Thank you to everyone who entered our August raffle for a **Free Store Shopping Certificate**—good for one extra shop this school year! We’re excited to announce that the winner is... **Stephanie Reid from Torrence Creek Elementary!**

Congratulations, Stephanie—we can’t wait to see you in the store stocking up on even more supplies to support your students.

---

## Educator Discounts & Perks

## National Teacher Discounts

Take advantage of these popular nationwide offers designed just for educators.

Take advantage of these popular nationwide offers designed just for educators:

### Target Circle Teacher Perks

Get 20% off a one-time purchase of classroom essentials and supplies.

[Sign up here](#)

### Staples Classroom Rewards

Earn 5% back on every purchase and get access to exclusive deals.

[Join now](#)

### Office Depot Teacher Discount

Save up to 20% on school supplies and tech when you register as a teacher.

[Learn more](#)

### Apple Education Pricing

Discounts on Macs, iPads, and accessories for educators.

[Shop Apple Education](#)

### Lands' End Teacher Discount

Get up to 20% off apparel and accessories for work and casual wear.

[Shop Lands' End](#)

## Local Savings by District

Discover great local deals just for educators in your community!



### Charlotte-Mecklenburg Schools

**Charlotte Art League** – Free teacher membership with workshop discounts.

[Learn more](#)

**Not Just Coffee** – 10% off drinks/snacks with teacher ID.

[Visit website](#)

**Park Road Books** – 10% off for educators with valid ID.

[Visit website](#)

**Blumenthal Performing Arts** – Discounted tickets for teachers.

[More info](#)

### Lancaster County Schools

**The Sweet Shoppe of Lancaster** – 10% off for educators with school ID.

[Facebook](#)

**City Roots Food Truck** – Teacher discounts on weekdays.

[Facebook](#)

**Lancaster County Public Library** – Special privileges for teachers.

[Library info](#)



### Union County Public Schools

**The Wine Room – Waxhaw** – 15% off all non-alcohol items for teachers.


[Explore Shop](#)

**Slice of Heaven Pizza** – Teacher discount on dine-in and takeout.

[Website](#)

**Waxhaw Fitness Center** – Discounted memberships for educators.

[More info](#)



## Gaston County Schools

**Eastridge Mall** – Rotating teacher discounts in many stores.

[🔗 Eastridge Mall](#)

**Bean Me Up Coffee** – 10% off for teachers with ID.

[🔗 Facebook](#)

**Art Shop Studio** – Discounts on art supplies/classes for educators.

[🔗 Website](#)



## Iredell-Statesville Schools

**GG's Art Frames & Gifts** – 10% off art supplies and décor for teachers.

[🔗 Facebook](#)

**The Twisted Oak** – Teacher discount on food and drinks.

[🔗 Website](#)

**Statesville Public Library** – Special teacher borrowing privileges.

[🔗 Library site](#)

## Kannapolis City Schools

**Gem Theatre Kannapolis** – Discounted tickets for teachers select nights.

[🔗 Showtimes](#)

**Catawba Coffee Roasters** – 10% off for educators with ID.

[🔗 Website](#)

**Loft at the Cotton Mill** – Special teacher pricing for meals.

[🔗 Website](#)



Connect with us!



Classroom Central | 2116 Wilkinson Blvd. | Charlotte, NC 28208 US

[Unsubscribe](#) | [Constant Contact Data Notice](#)



Try email marketing for free today!