


My thesis in 10 steps

Think Write

1

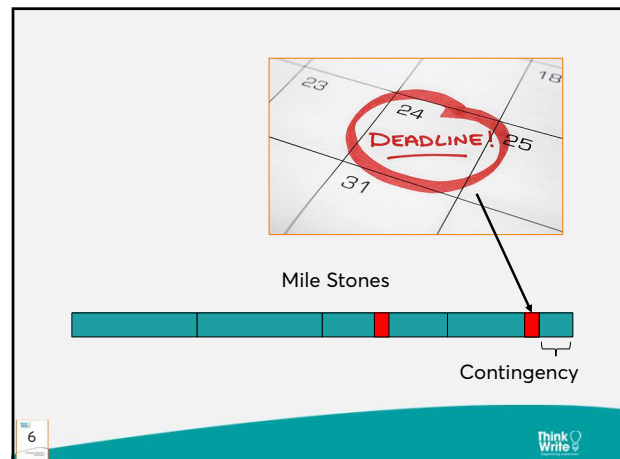


2

- 10 DESIGN simply
- 9 REVISE carefully
- 8 MANAGE your time
- 7 ADD STORY to individual chapters
- 6 CATALOGUE potential chapter content
- 5 FOCUS clearly
- 4 MAP OUT your story
- 3 Let STRUCTURE identify deliverables
- 2 FULFIL their requirements
- 1 THINK purpose and success

Think Write

3



4

A thesis needs to demonstrate:

(A synopsis or many universities' rules)

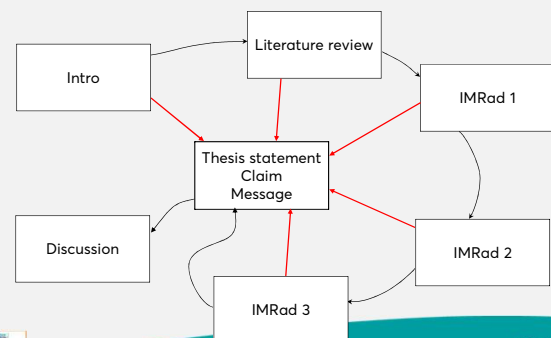
- your ability to conduct original research, including a good understanding of techniques and concepts.
- significant contribution to learning, e.g. discovery of new facts, connection of previously unrelated facts, the development of a new theory, or the revision of older views.
- knowledge of previously published work.
- 3 years-worth of achievement.
- It must be the candidate's own account (beware published multi-author papers).

7

Think Write

5

Now map your story

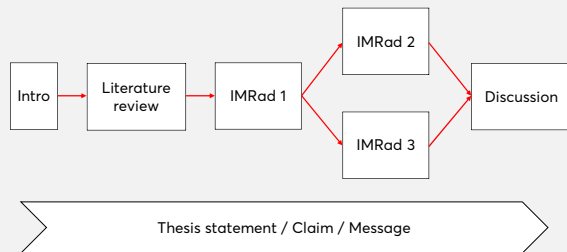


12

Think Write

6

Now map your story



12

7

Key finding

- 12 words (ish)
- 1 verb (make a claim)
- Not a question

What is new in your thesis?

Or
What have you discovered?

Key issue:

Can you defend it from your research + existing literature?

14 15

8

External

Now create a message for each chapter

Or a set of keywords if the work is not finished

16 17

9

Different types of chapter have different types of content

[illegible]

18 19

10

How much content is enough?

An example:

- Estimated Word count = 70,000 words
- Divide into 7 Chapters = 10,000 words (v. approx.)

If 120 word per paragraph

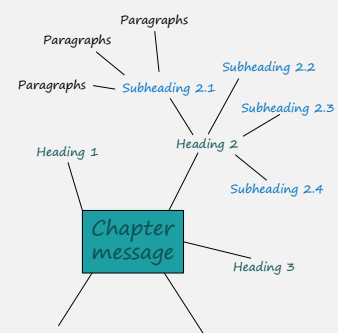
- then each chapter has = 80 paragraphs
- If each subheading has 3-5 paragraphs
- then each chapter has 20 subheadings
- If each heading has 4 subheadings
- then each chapter has 5 major headings.

We can use these approximate numbers to estimate how much information is 'enough'.

20

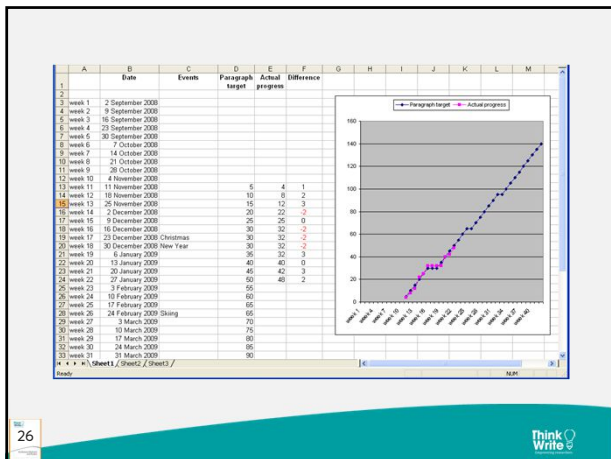
11

5 headings
20 subheadings
80 paragraphs



22 23 or 24 25

12



13

Planned Reading?

How many references will you need to include?

- Check the theses you have brought
- A range of 200-300 is quite common

How many references will you need to have in your database, in order to be ready to supply that number?

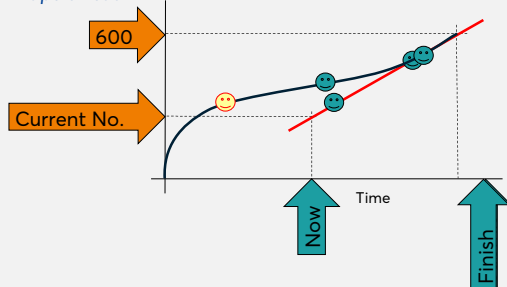
- Probably 3x the number you need to include.
- That would give a range of 600-900

- There are 200 working days in a year
- 600 = a paper a day for three years

14

Planned Reading?

Papers 'read'

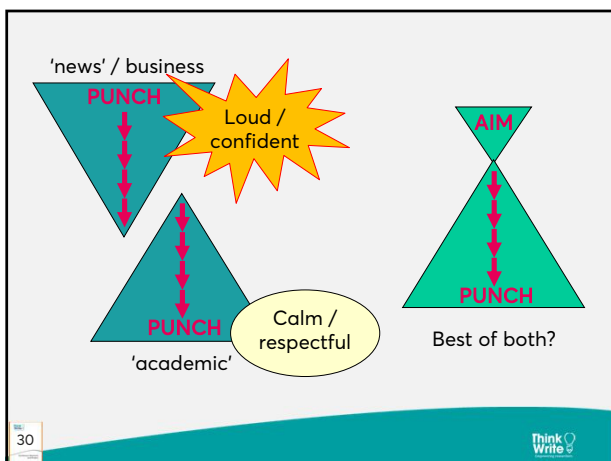


15

Sketch-out your history ... and your future...

	Sept	Oct	Nov	Dec	Jan	Feb	Mar	Apr	May	June	July	Aug
Year 1												
Year 2												
Year 3												
Year 4												

16



17

Readability scores may give some insight if your supervisor says your writing is not very 'academic'...

Paste work from one of their papers into a web-based readability engine...
- And see what numbers it calculates.

Repeat with your work...

- And see if there are any clear differences between yours and theirs.


18

KISS

Keep it simple stupid

Print on nice paper to prevent text showing through...

Especially if printing double-sided.



32

Think Write

19

KISS

Keep it simple stupid

Make sure you leave the required margin width...

It is needed for binding, and for the examiners to add comments.



32

Think Write


20

KISS

Keep it simple stupid

Put the page number where they want it...

It would be a pain if they complained. They normally ask for central bottom.



234

32

Think Write


21

KISS

Keep it simple stupid

How about adding a 'running header' and 'key line'...

It prevents the reader getting lost.



234

32

Think Write

22