

Bird Mask Instructions

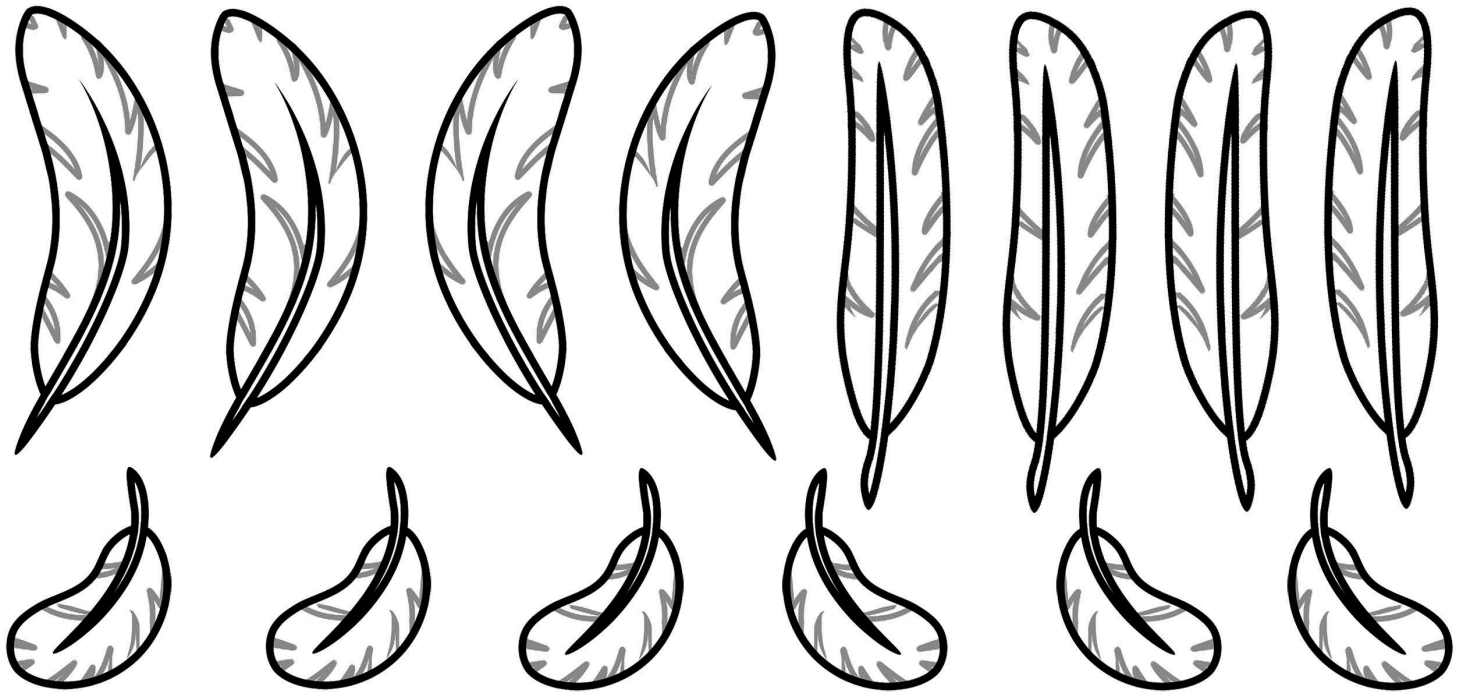


In many bird species, colorful feathers can help male birds attract a mate. Camouflage patterns often help female birds and their babies stay safe from predators. In other bird species, the males and females look very similar to each other.



There is so much variation in the bird world!
What will your bird look like?


1. Color in the bird mask, beak, and feathers. How many different colors and patterns can you use?
2. Cut out the bird mask, beak, and feathers. Cut out the two eyes.
3. Fold the beak along the dashed lines. Glue or tape the folded flaps of the beak on to the mask to make a 3D beak.
4. Glue or tape the feathers to the mask.
5. Punch a hole in the two spots marked X. Tie the ends of a string to the holes and fit the mask to your head. Or attach a pipe cleaner to each hole and adjust it so that the mask fits over your ears like a pair of glasses.



76 Albert Park Lane, San Rafael, CA 94901
415-453-1000 www.discoverwildcare.org

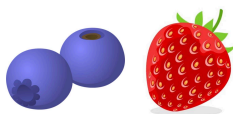

© 2020, WildCare. All rights reserved.

Bird Mask with 3D Beak



76 Albert Park Lane, San Rafael, CA 94901
415-453-1000 www.discoverwildcare.org

© 2020, WildCare. All rights reserved.



Bird Fruit Salad



Vegetarian ~ Dairy-free ~ Nut-free ~ Egg-free ~ Gluten-free



Substitute any of these seasonal spring fruits for your personal favorite fruit salad ingredients. This recipe makes enough salad for 3 people to share.

Ingredients:

- 1 cup strawberries
- 1 cup blueberries
- 1 grapefruit
- 2 clementines
- 1 avocado (optional!)

For the dressing:

- 1 Tablespoon honey
- 2 Tablespoons freshly squeezed lemon juice
- ½ teaspoon lemon zest
- A few chopped mint leaves

As the season changes from winter to spring, there are more hours of sunlight in the day. More sunlight means plants can do more photosynthesis to get energy from the sun and grow new leaves, shoots, flowers, and fruits. In spring we start to see more fruits and berries ripening, which provide birds with lots of energy to find a mate, build a nest, and raise their chicks. When birds eat fruits, they help spread the seeds to a new area where those seeds may sprout and grow. In this way, birds and plants are connected in their habitat and help each other grow!

Try this Bird Fruit Salad recipe to find out just how tasty some birds' meals are!

Steps:

1. Wash your hands!
2. Wash all of the fruit.
3. With the help of an **adult**, prepare all of the fruit. Remove the leaves from the strawberries and cut in half. Peel the grapefruit and cut into bite size pieces. Peel the clementines and separate the sections. Cut the avocado into slices or bite size pieces.
4. Add all of the blueberries and cut fruit into a bowl.
5. Mix the honey, lemon juice, and lemon zest in a small mason jar. Make sure the lid is on tightly, and then shake to combine.
6. Pour the dressing over the fruit salad and gently toss to combine.
7. Add a few chopped mint leaves on top, and it's done!

Enjoy your Bird Fruit Salad!



76 Albert Park Lane, San Rafael, CA 94901
415-453-1000 www.discoverwildcare.org