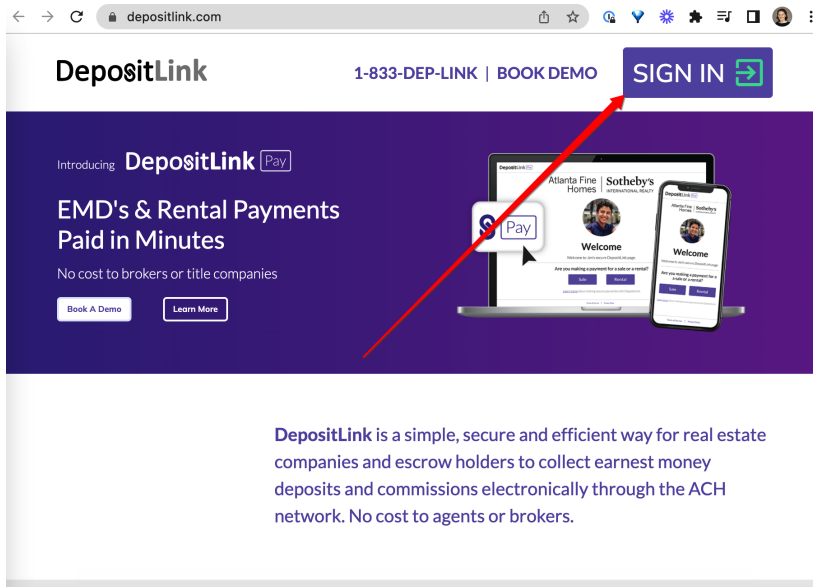
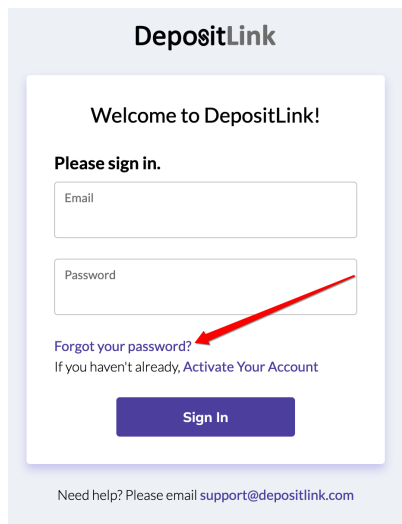


Deposit Link Instructions (for first time users)

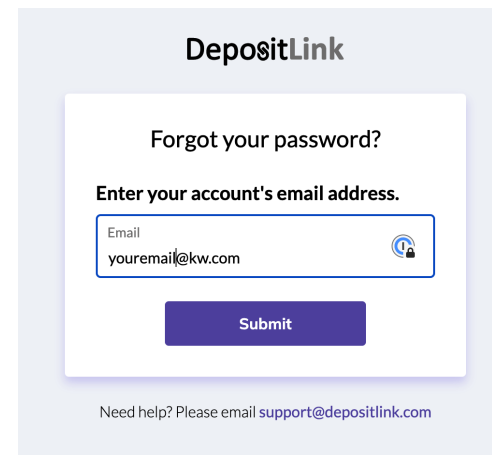
1. Visit DepositLink.com
2. Click "Sign In"



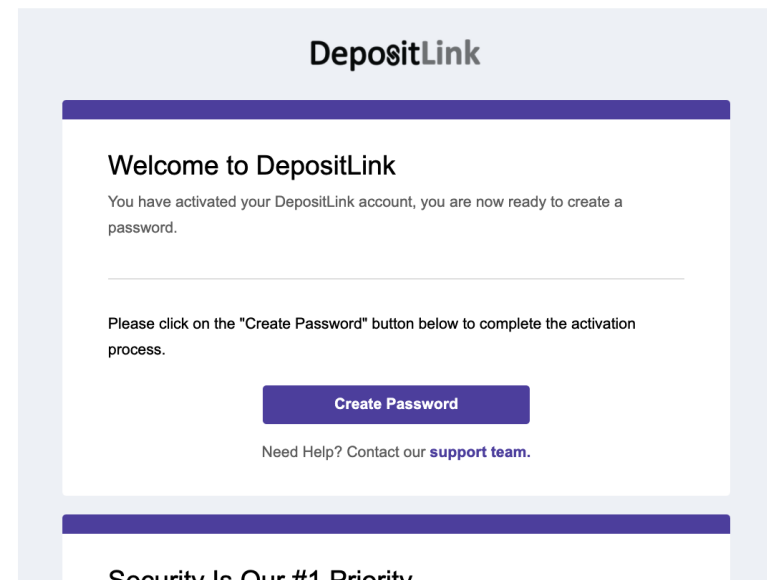
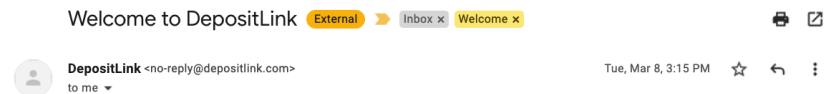
3. Click "Forgot Password"



4. Enter your KW email address and click "Submit"



5. You will receive an email from no-reply@depositlink.com
6. Click "Create Password"



7. Confirm your cell phone number

CONFIRMATION

Create a Secure Account

TWO-FACTOR AUTHENTICATION CREATE A PASSWORD

Confirm Your Number Ending In 6551

* Phone Number

Confirm

8. You will receive a code from Deposit Link

DepositLink menu

CONFIRMATION

Slack

Create a Secure Account

TWO-FACTOR AUTHENTICATION CREATE A PASSWORD

Verify Your Number

Please enter the 6-digit code sent to your phone.

* Code

Submit Code

Resend Verification

9. Create a password

Create a Secure Account

TWO-FACTOR AUTHENTICATION CREATE A PASSWORD

Create a Password

Note: Passwords must contain at least one uppercase character, a number, and be at least 8 characters in length.

* Password

* Confirm Password

Continue

10. Once you complete those steps you will be asked to sign in

For video training on how to request the earnest money from a buyer please visit:

https://depositlink.com/help/training/listing_agents