

# Teaching Scale and Key Signature

# Simply Music Approach to Teaching Scale

- Start with visual, playing-based approach
- Immediate application to pieces
- Powerful, useful, relevant
- DNA of music

# Broad Overview - Foundation Levels

## Levels 1 - 3

Relationship to instrument  
P-B tools & strategies  
Build repertoire  
Establish foundation:  

- C & I
- Arrangements
- Acc 1

## Levels 4 - 6

Continue developing  
previous areas  
Layer in reading:  

- RR
- RN
- TFMM

SCALE

Layer in Blues & Improv  
Develop generative skills

## Levels 7 - 9

Continue developing  
previous areas  
PB/RB hybrid  
Layer in:  

- Jazz Clues
- Acc 2

Further develop generative  
skills

# Broad Overview - Foundation Levels

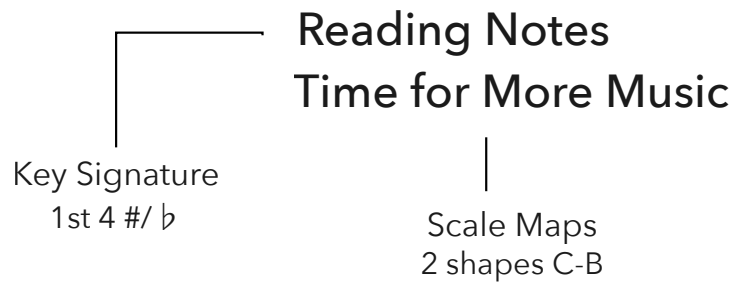
**Levels 4 - 6**

**Levels 7 - 9**

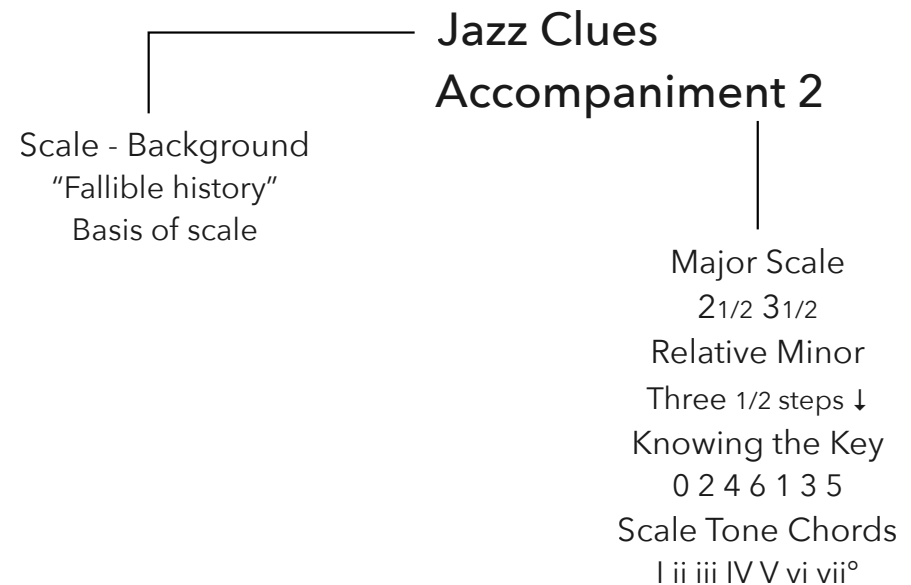


# Scale & Key Topics in TTM

## Levels 4 - 6




## Levels 7 - 9



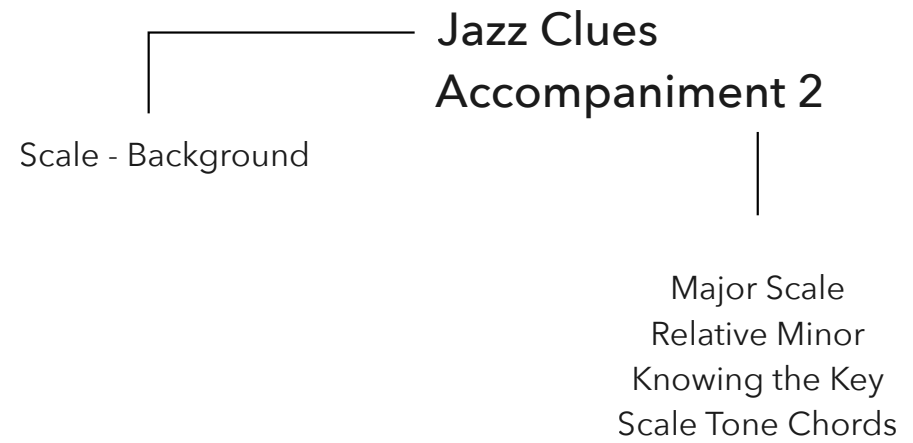
What is the approach?

# Scale & Key Topics in TTM

## Levels 4 - 6



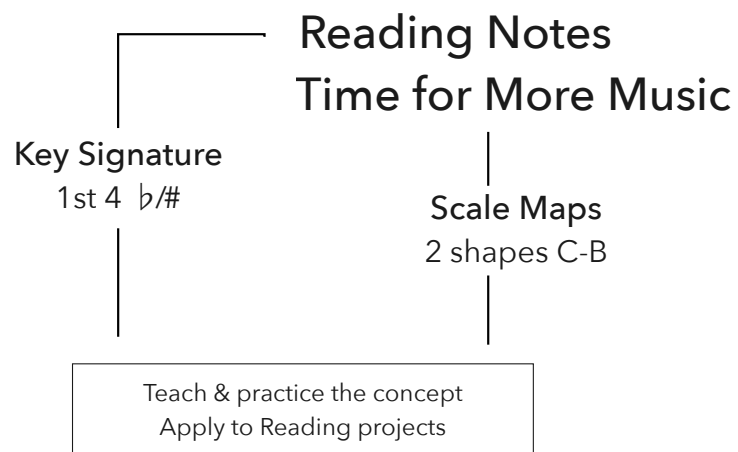
## Levels 7 - 9



What is the approach?

# Scale & Key Topics in TTM

## Levels 4 - 6



# Scale & Key Topics in TTM

What does this look like in my teaching at this point?

## Reinforce the concepts taught

### Key Signature

- What are the first 4 flats/sharps, in order?
- Work up to all 7 in order

### Scale Maps

- Can write out all the scale maps

## Apply to reading projects


How many  $b/\#$  in the key signature?  
What are they?

What are the 2 shapes of the scale map?  
Map out on keyboard

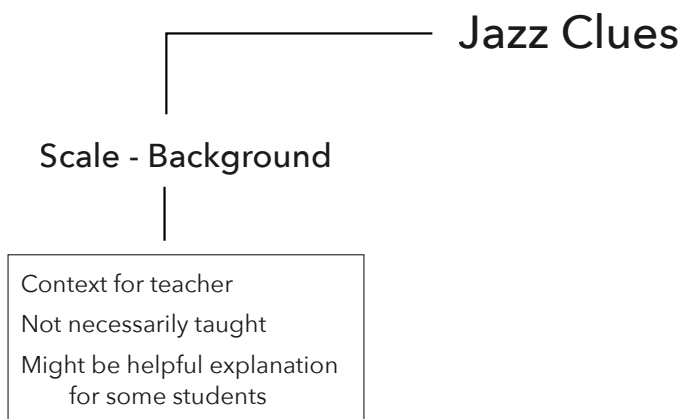


# Scale & Key Topics in TTM

## Levels 4 - 6



## Levels 7 - 9

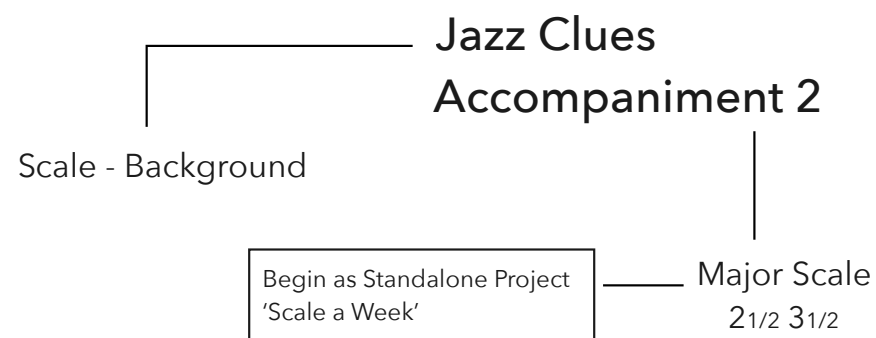


# Scale & Key Topics in TTM

## Levels 4 - 6




## Levels 7 - 9

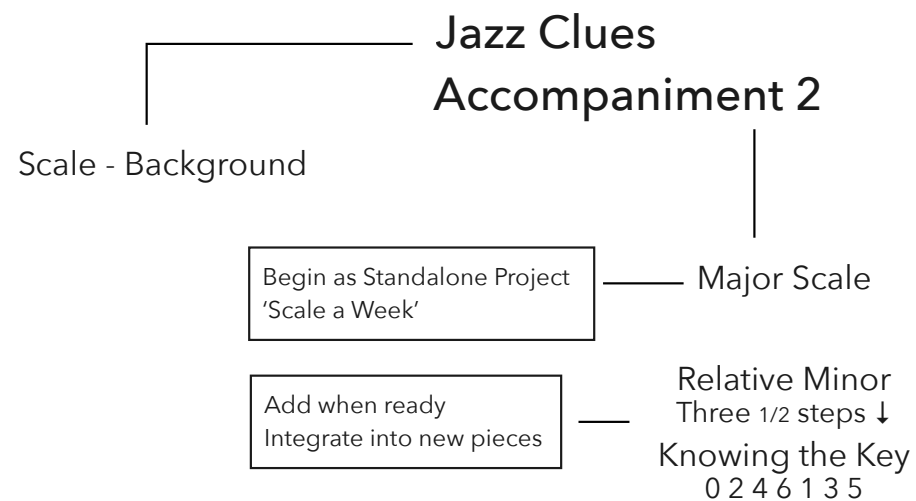


# Scale & Key Topics in TTM

## Levels 4 - 6



## Levels 7 - 9



# Scale & Key Topics in TTM

What does this look like in my teaching at this point?

## Maintain/Review concepts

b/# order - all 7  
How to determine scale map shapes  
Major Scale formula (2<sup>1/2</sup>, 3<sup>1/2</sup> )  
Finding the key (0 2 4 6 1 3 5)  
Relative minor

## Apply to reading projects

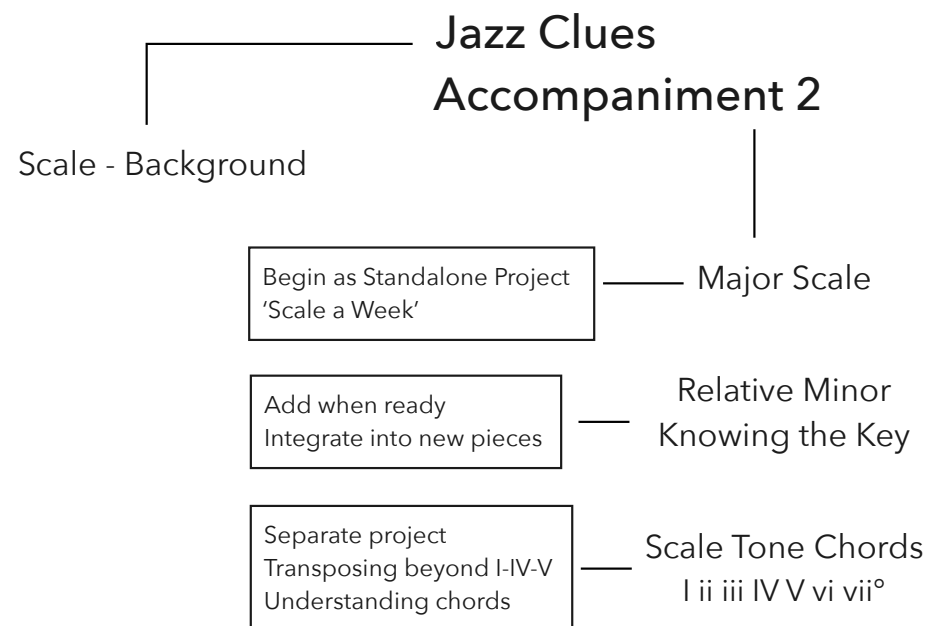
What key is the piece in?  
Major or minor?  
Scale map (if needed)

# Scale & Key Topics in TTM

## Levels 4 - 6



## Levels 7 - 9








# Understanding Scale & Key

## Teacher Training Materials

---

### Teacher Training – PDFs

-  Understanding Scale & Key – Notes
-  [Understanding Scale & Key – How to Use the Key Signature Summary](#)
-  Understanding Scale & Key – Suggested Integration of Scale & Key
-  Understanding Scale & Key – Student Certificate (A4)
-  Understanding Scale & Key – Student Certificate (US Letter)

### Teacher Training – Videos

-  Introduction to Understanding Scale & Key
-  1.1 – How to Use This Program ▼
-  1.2 – Broad Overview ▼
-  1.3 – Key Signature Overview ▼
-  1.4 – Scale Maps – Overview ▼
-  1.5 – Scale Maps – Processing ▼
-  1.6 – Scale Maps – Improvising ▼
-  1.7 – Processing Keys Using Circle of 5ths ▼
-  1.8 – Major Scale ▼
-  1.9 – Knowing the Key ▼
-  1.10 – Minor Keys ▼
-  1.11 – Pendulum, Cadence & Scale Tone Chords ▼

# Understanding Scale & Key

## Teacher's Edition of SHMs

---

### Student – PDFs

 Understanding Scale & Key – Workbook

### Student – Videos

 Introduction to Understanding Scale & Key

 1.1 – How to Use This Program ▼

 1.2 – Broad Overview ▼

 1.3 – Key Signature ▼

 1.4 – Scale Maps – Overview ▼

 1.5 – Scale Maps – Processing ▼

 1.6 – Scale Maps – Improvising ▼

 1.7 – Processing Keys Using the Circle of 5ths ▼

 1.8 – Major Scale ▼

 1.9 – Knowing the Key ▼

 1.10 – Minor Keys ▼

# Deeper Dive?

## Levels 4 - 6

### Reading Notes Time for More Music

Key Signature  
1st 4 #/ b

Scale Maps  
2 shapes C-B

## Levels 7 - 9

### Jazz Clues Accompaniment 2

Scale - Background  
"Fallible history"  
Basis of scale

Major Scale  
2 1/2 3 1/2

Relative Minor  
Three 1/2 steps ↓

Knowing the Key  
0 2 4 6 1 3 5

Scale Tone Chords  
I ii iii IV V vi vii°