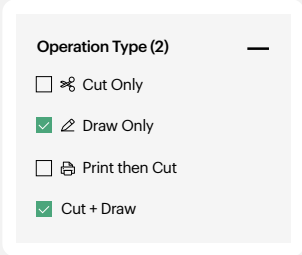
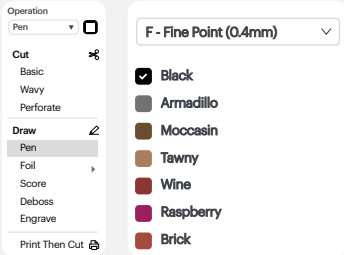
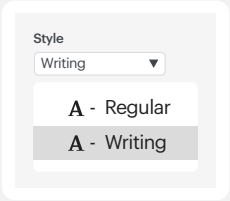


Cricut® Pens & Markers Cheatsheet for Beginners

Use this guide to get started writing & drawing with your Cricut cutting machine.

Great for these projects	Cards, labels, invitations, gift tags, illustrations, banners & Infusible Ink™ projects		
Compatible materials	Cardstock, Paper, Cards, Smart Paper™ Sticker Cardstock, Smart Label™ Writable Paper, Smart Label™ Writable Vinyl*		
Common line sizes	<div>Extra Fine Point Pen (0.3 mm)</div> <div>Fine Point Marker (0.4 mm)</div> <div>Gel Pens (0.8 mm)</div> <div>Marker (1.0 mm)</div>		
Design Space® tips	<div>Use the Draw Only and/or Cut + Draw filters when searching for images in Design Space.</div> <div>Under Operation, choose Pen. Select type and color.</div> <div>For text designs, make sure Style is set to Writing.</div> <div></div> <div></div> <div></div>		
Helpful info	<ul style="list-style-type: none">• You'll always be prompted in Design Space when to load pen/marker• To prime ink, test before using• Only use Cricut pens/markers in Cricut Maker® & Cricut Explore® machines• Cricut Joy™ machine requires Cricut Joy pens/markers• For Cricut Maker & Cricut Explore, load pen/marker in clamp and push down until you hear a click• For Cricut Joy, simply load pen/marker into clamp• To prolong life of pens/markers, store tip down**		
Types	<p>Fine Point – For water-based ink in the widest variety of colors – great for beginners</p> <p>Gel – For silky smooth and vivid effects</p> <p>Glitter – For silky gel with sparkle effect</p> <p>Permanent – For resilient ink that resists fading</p> <p>Metallic – For stunning sheen that stands out on both light and dark materials</p> <p>Washable Fabric – For cotton-based fabrics to create temporary instructional sewing and embroidery markings</p> <p>Calligraphy – For hand-lettering fonts with a broad, flat edge</p> <p>Infusible Ink – For vibrant, permanent heat-transfer designs on laser copy paper</p> <p>Watercolor – For creating watercolor effects; use in combination with Water Brush</p> <p>Freehand/Water Brush – For creating designs and effects by hand; not for use in Cricut cutting machines</p> <p>Opaque Gel – For a silky-smooth pop of color on dark materials</p>		

To shop Cricut Pens & Markers, visit cricut.com/en_us/shop

For more education resources, visit learn.cricut.com

*Cricut Joy™ Gel Pens are not recommended for use with Smart Label Writable Vinyl

**Dual-tipped Infusible Ink freehand markers should be stored flat to allow optimal use of both tips

cricut®