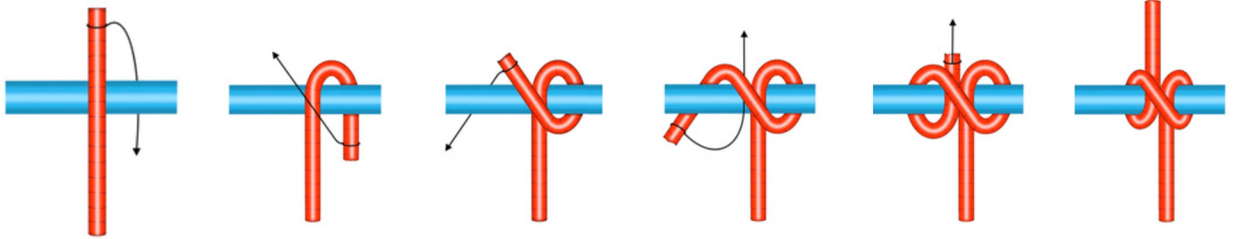


# Tree Net Knot Tying Guide

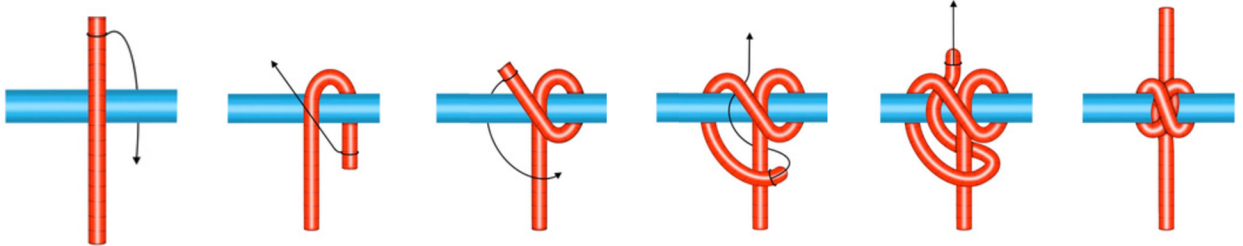
## Clove Hitch

Easy to tie, untie and tension. Good for passing through one section into the other.



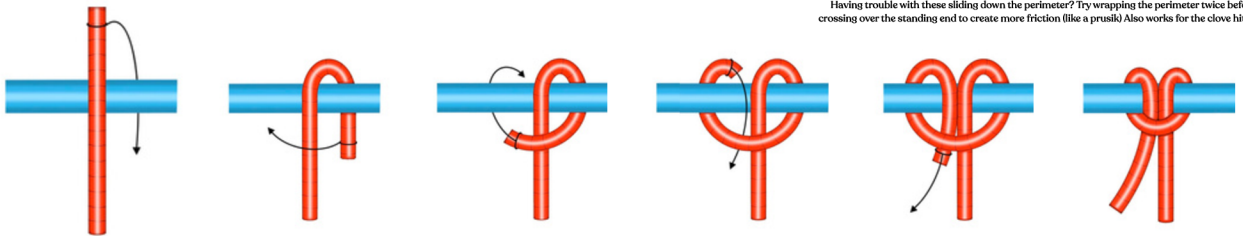
## Constrictor

Great for beginning and ending a line. Almost impossible to undo once tight.



## Cow Hitch

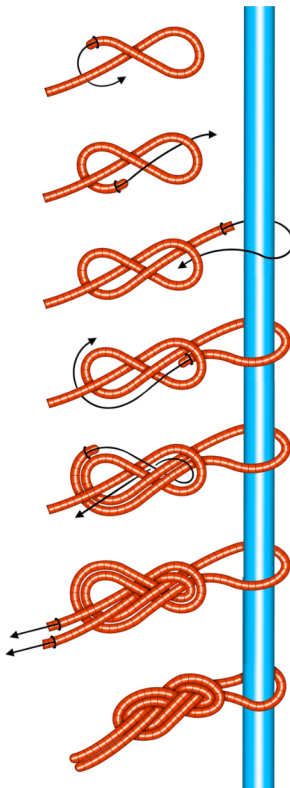
Best for bouncing 180 off perimeter and sub skeletons. Also easy to set and shift tension on first pass.



Having trouble with these sliding down the perimeter? Try wrapping the perimeter twice before crossing over the standing end to create more friction (like a prusik) Also works for the clove hitch

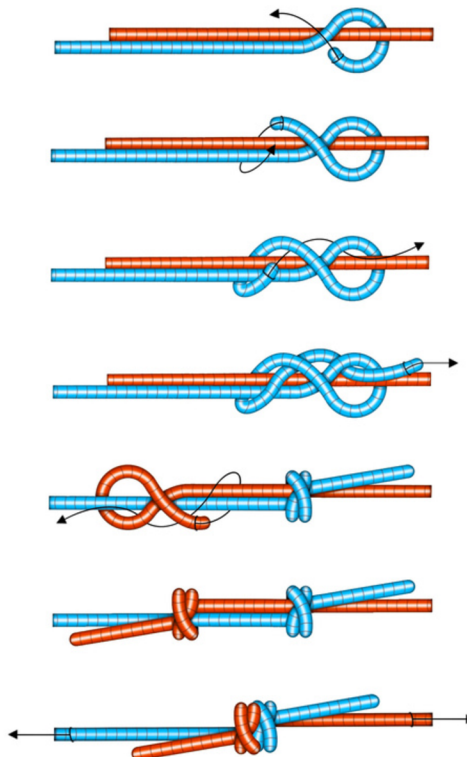
## Figure 8

Easy way to anchor onto the first tree in a perimeter. Also works well as an easier-to-tension bend if you feed in through the opposite end (pic 4)



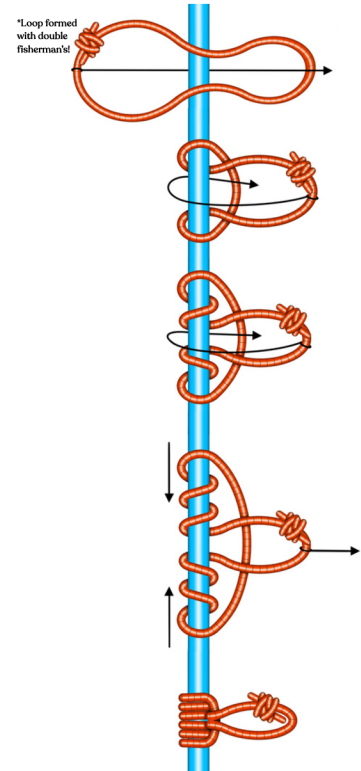
## Double Fisherman's

Great for connecting two pieces of paracord together but almost impossible to undo and very difficult to tension. Also good for creating rings and attaching portals to the perimeter



## Prusik

Great for tensioning perimeter. Pull two together with a ratchet or pull one into a tree. Make sure cord for loop is strong enough before tensioning



\*Loop formed with double fisherman's!